

SERVICE. SOLUTIONS. INNOVATION.

# STILE & RAIL

---

*by Marshfield DoorSystems®*



The mark of excellence™



# STILE & RAIL DOORS

## MODELS

With the Marshfield DoorSystems® Stile and Rail doors, we offer 58 of the most popular door configurations. From classically designed Raised Panel doors to exquisitely constructed French and Louver doors, our Stile and Rail door gives you beautiful entrances, every time.

## STILE AND RAIL DOOR CONSTRUCTION

Marshfield DoorSystems® Stile and Rail doors meet or exceed the performance criterion listed for Architectural Woodwork Institute (AWI) and Window and Door Manufacturers Association (WDMA) custom grade doors. All Marshfield DoorSystems® Stile and Rail doors carry a limited lifetime interior warranty.

## CUSTOM MODELS

Entrances are not just specifications, rather they are reflections of your vision. For the times when you are looking to make an extra statement, we have the manufacturing capabilities to take your design requirements and make them reality. If you are looking for something other than one of our standard profiles, our sales and service representatives stand ready to assist you.

## FIRE-RATINGS

Marshfield DoorSystems® Stile and Rail doors are available with the fire-ratings needed to meet building code requirements. All fire-rated doors are Intertek Testing Services – Warnock Hersey approved including our Positive Pressure 20, 45, 60 and 90-minute doors. The following chart is a basic listing of available sizes for the various ratings.

### BASIC STILE & RAIL DOOR OPTIONS

RATING	MAX WIDTH	THICKNESS (INCHES)
NON-RATED	Sgl 4-0 x 9-0 Pair 8-0 x 9-0	1 3/8, 1 3/4, 2, 2 1/4 1 3/8, 1 3/4, 2, 2 1/4
NEUTRAL PRESSURE: 20	Sgl 4-0 x 9-0 Pair 8-0 x 9-0	1 3/4, 2, 2 1/4 1 3/4, 2, 2 1/4
NEUTRAL PRESSURE: 45-60	Sgl 3-6 x 8-0 Pair 7-0 x 8-0	1 3/4, 2, 2 1/4 1 3/4, 2, 2 1/4
NEUTRAL PRESSURE: 90	Sgl 3-6 x 8-0 Pair 7-0 x 8-0	1 3/4, 2 1/4 1 3/4, 2 1/4
POSITIVE PRESSURE: 20	Sgl 3-6 x 8-0 Pair 7-0 x 8-0	1 3/4 1 3/4
POSITIVE PRESSURE: 45-60	Sgl 3-6 x 8-0 Pair 7-0 x 8-0	1 3/4 1 3/4
POSITIVE PRESSURE: 90	Sgl 3-6 x 8-0 Pair 7-0 x 8-0	1 3/4, 2 1/4 1 3/4, 2 1/4

\* Not all models are available with fire-ratings, please contact our sales and service department for more specific information.

Note: Stile edge intumescent are concealed. All fire labels are by Intertek Testing Services – Warnock Hersey (ITS-WH). All panel, glass and sticking options may not be available on every door model. Please consult our sales specialists for your specific needs.

## SIDELITE PANEL OPTIONS



K-1021



K-1051



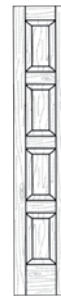
K-1101



K-1081



K-1061



K-1041



K-1501

## SIDELITE FRENCH DOOR OPTIONS



K-2010



K-2150



K-2050



K-2110



K-2130



K-2120

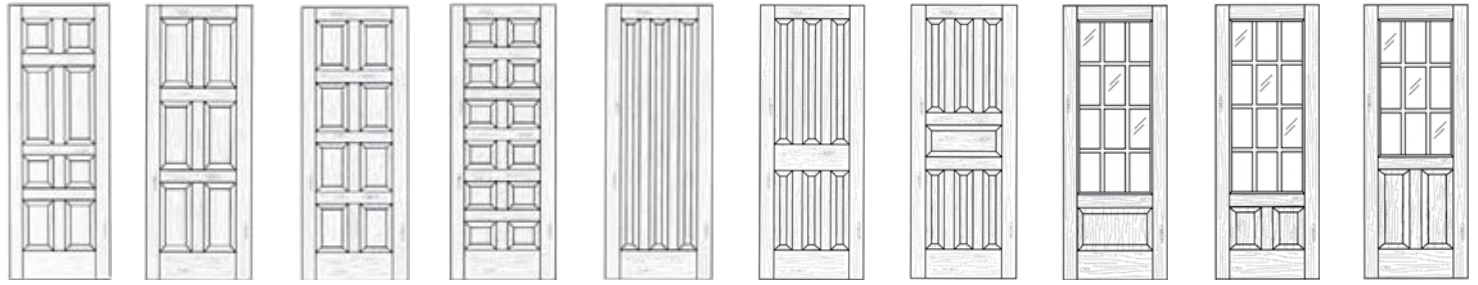
# PANEL DOORS



K-6000 K-4010 K-5300 K-5310 K-3040 K-3050 K-5020 K-5400 K-5410 K-5500



K-6010 K-6090 K-6020 K-6080 K-3600 K-6510 K-3580 K-5600 K-5320 K-5610

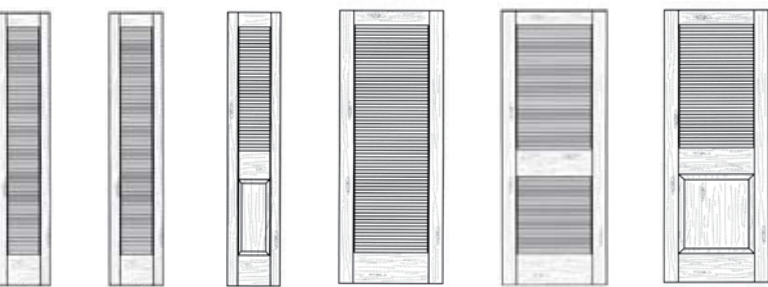


K-3080 K-5660 K-5810 K-3220 K-3030 K-3060 K-3070 K-3700 K-3800 K-3820



K-3750 K-3840 K-3830 K-3190 K-3090 K-3320 K-3120 K-5930 K-3180

## LOUVER DOORS



K-7332 K-7302 K-7322 K-7330 K-7300 K-7320

## TRANSOM OPTIONS



K-6000T K-6010T  
K-6020T K-6080T

**OPTIONS**

We offer a complete line of factory machining to meet your hardware requirements. We also have a wide variety of factory finishes. Available finishes range from our 17 designer stain colors to custom stains to custom paint finishes. Our factory finish meets or exceeds the quality standards for AWI and WDMA TR-3 finishing specifications.

**ENVIRONMENTAL OFFERINGS**

FSC and No Added Urea Formaldehyde options are available on select models. Contact your sales representative for specifics.

**TO FURTHER COMPLIMENT OUR PRODUCT, WE HAVE THE FOLLOWING PROFILES AVAILABLE:**

**PANELS**

Raised – Standard  
Flat

**STICKING**

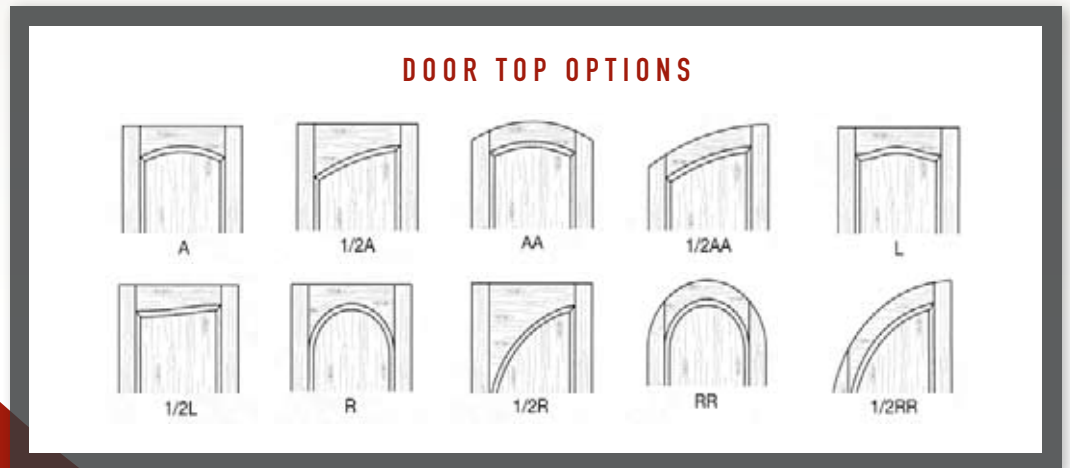
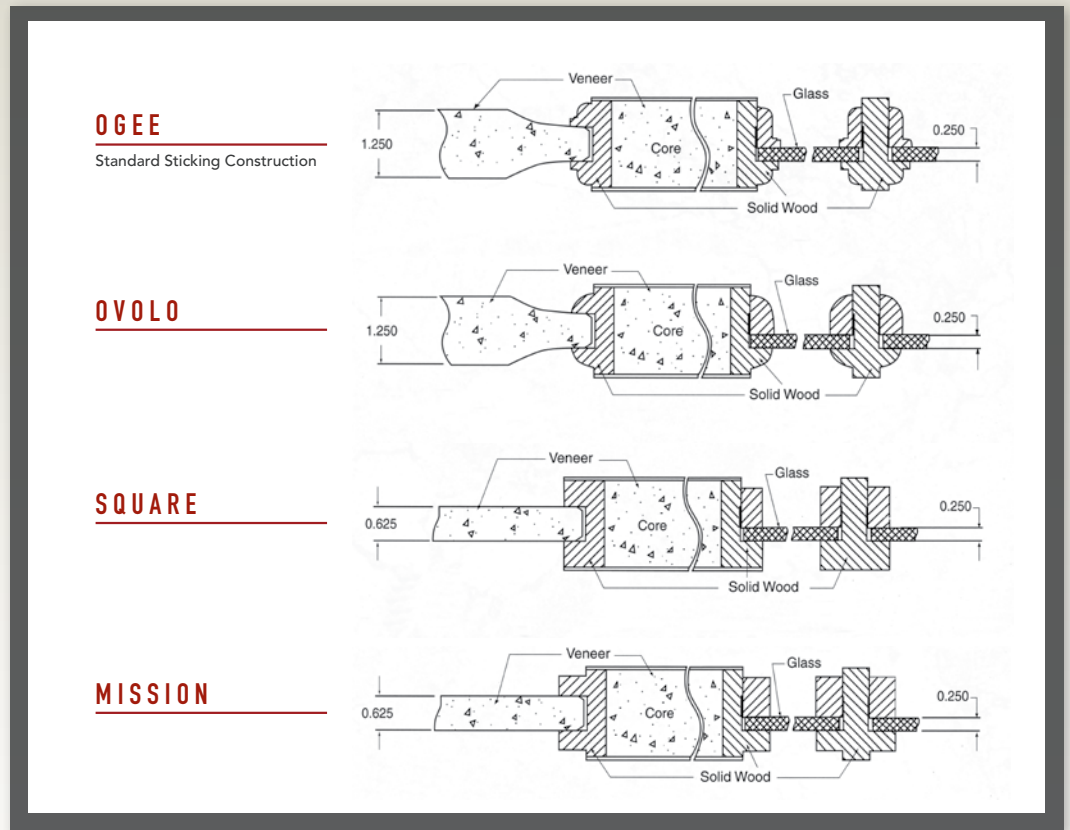
Ogee – Standard  
Ovolo  
Square  
Mission

**VENEER**

A wide variety of wood species are available. Call for specific options.

**GLASS**

1/4" Temp-Standard  
3/16" Obscure/Textured  
1/4" White Hue Opaque  
1/2" Insulated  
1/4" Beveled  
Other options are available.



MARSHFIELD DOORSYSTEMS®  
1401 EAST FOURTH STREET  
MARSHFIELD, WI 54449-7780

1-800-869-3667  
WWW.MARSHFIELDDOORS.COM



The mark of excellence™